

Scaled data based on original data using  
LM-79-08 Approved Method: Electrical and Photometric Measurements of Solid-  
State Lighting Products

Test Report Prepared for  
Cooper Lighting Solutions  
(formerly Eaton)

Brand: STREETWORKS

Report Number: P415541

Luminaire Tested: **LXF.LXT-PA1-50-750-U-5WQ-CL**

Issue Date: 10/26/2020

**Test Information**

Test Method: LM-79-08  
Report Number: P415541  
TEST IS SCALED FROM IESNA LM-79-08 TEST DATA (G3-1907-433-11)  
Test Lab: INNOVATION CENTER  
Issue Date: 10/26/2020  
Manufacturer: COOPER LIGHTING SOLUTIONS (FORMERLY EATON)  
Product Line: STREETWORKS  
Catalog Number: LXF.LXT-PA1-50-750-U-5WQ-CL  
Description: DECORATIVE POST TOP LUMINAIRE  
(1) 70 CRI, 5000K, 670mA LIGHT ENGINE WITH 24 LEDS AND TYPE V WIDE OPTICS  
AND CLEAR LENS PANELS  
Light Source: -  
Ballast/Driver: ELECTRONIC DRIVER

**Summary**

Lumens per Lamp: N/A  
Luminaire Lumens: 6664.9 lumens  
Efficiency: N/A  
Efficacy: 123.4 lumens/watt  
Luminous Opening: Rectangular w/ Sides (W: 1.17' x L: 1.17' x H: 0.83')  
IES Classification: Type V - Short - Non-Cutoff  
BUG Rating: B3 - U3 - G3

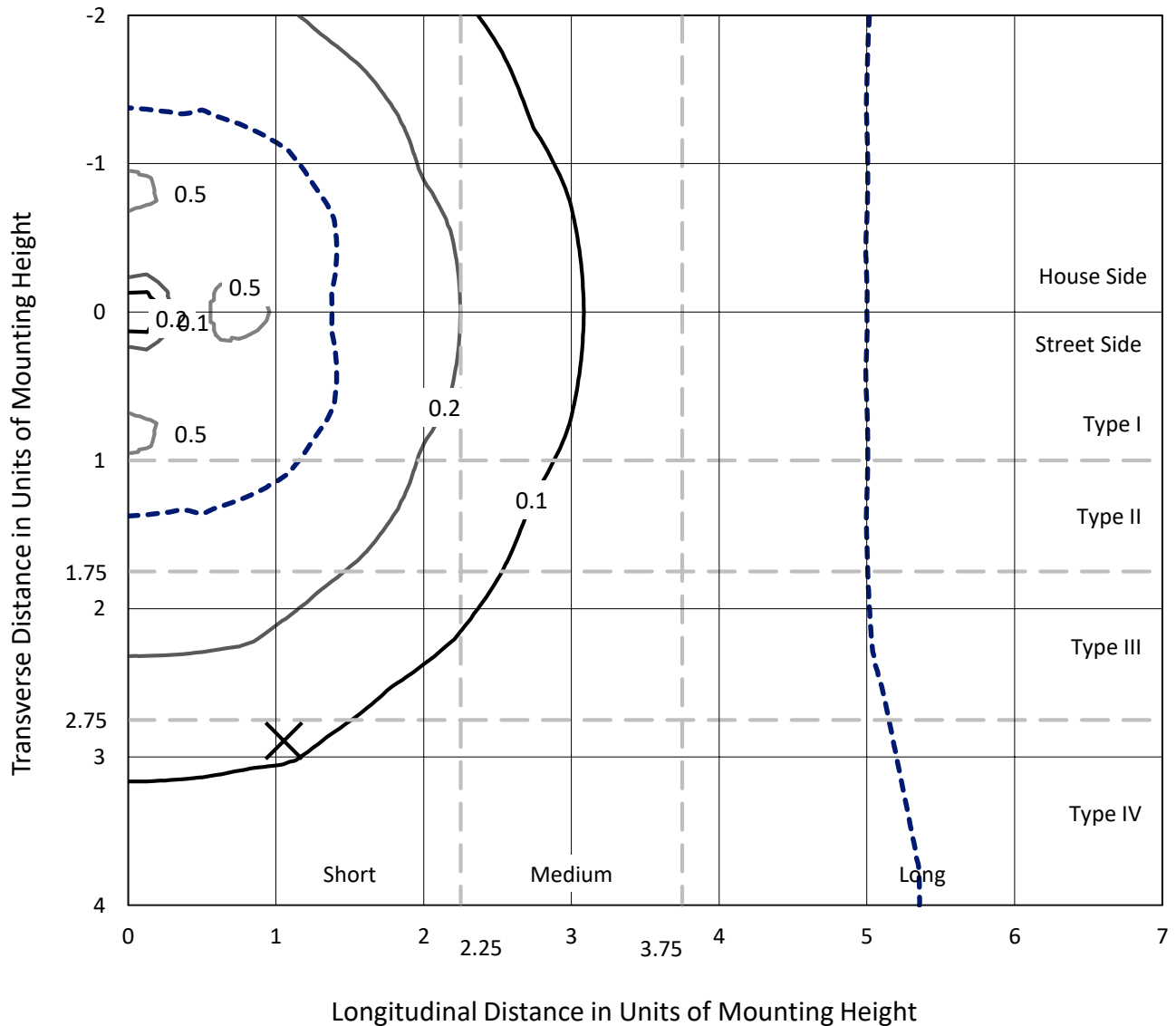
Input Watts (W): 54  
Input Voltage (V): NR  
Input Current (Ain): NR  
Voltage Rise (V): NR  
Power Factor: NR  
Total Harmonic Distortion (THDi): NR  
Frequency (hertz): 60  
Stabilization Time: NR  
Operation Time: NR  
Ambient Temperature (°C): NR  
Test Distance: 28.75 FT



REPORT NUMBER: P415541  
 CATALOG NUMBER: LXF.LXT-PA1-50-750-U-5WQ-CL

### Iso-Footcandle Lines of Horizontal Illumination

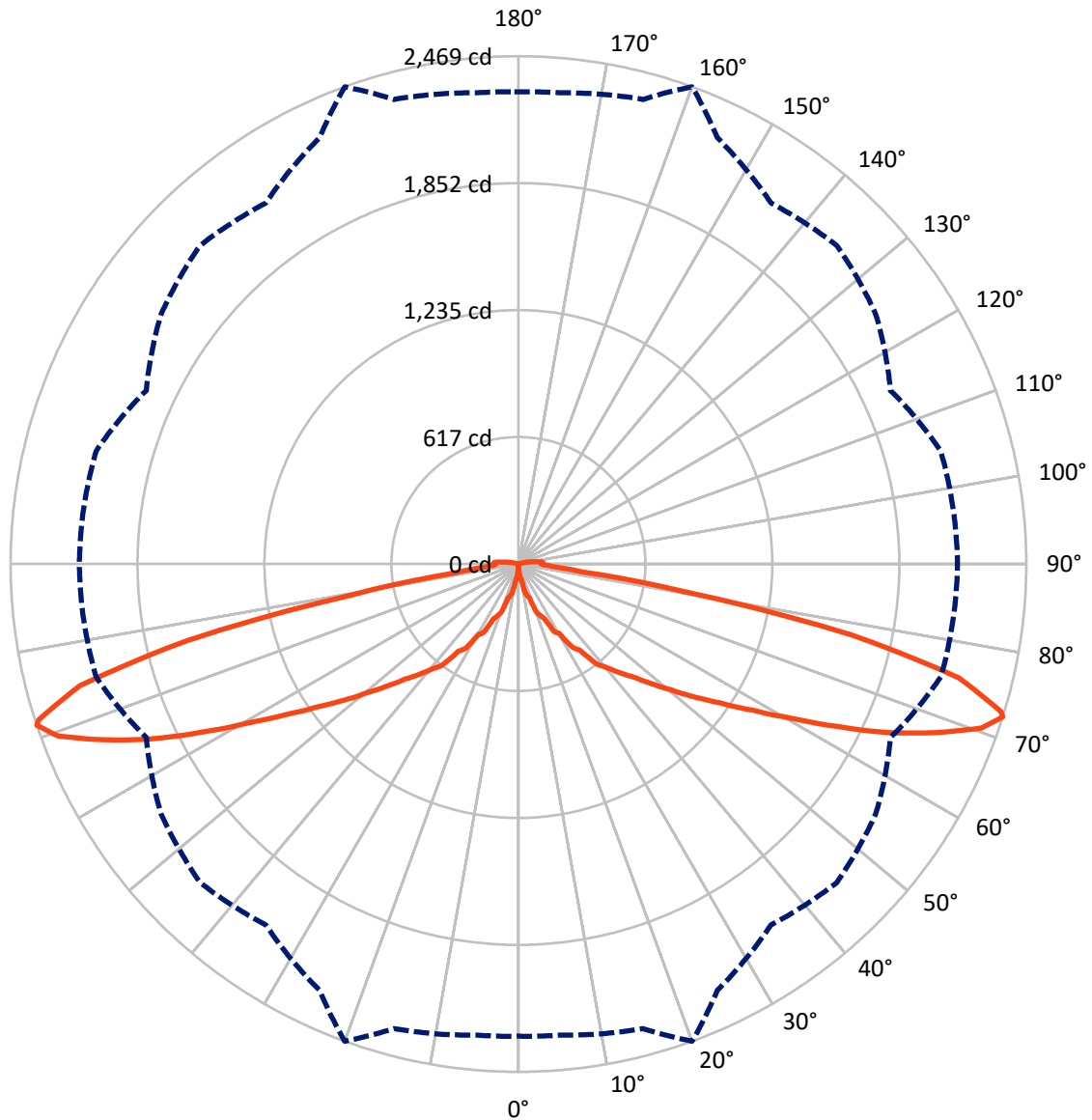
× Max cd  
 - - - 1/2 Max cd



Based on 25 foot mounting height. Maximum calculated value = 0.6 fc  
 Type V - Short - Non-Cutoff

REPORT NUMBER: P415541  
CATALOG NUMBER: LXF.LXT-PA1-50-750-U-5WQ-CL

### Luminous Intensity Polar Plot



— Vertical Plane Through 20-Deg Lateral      - - - Horizontal Cone Through 72-Deg Vertical

REPORT NUMBER: P415541

CATALOG NUMBER: LXF.LXT-PA1-50-750-U-5WQ-CL

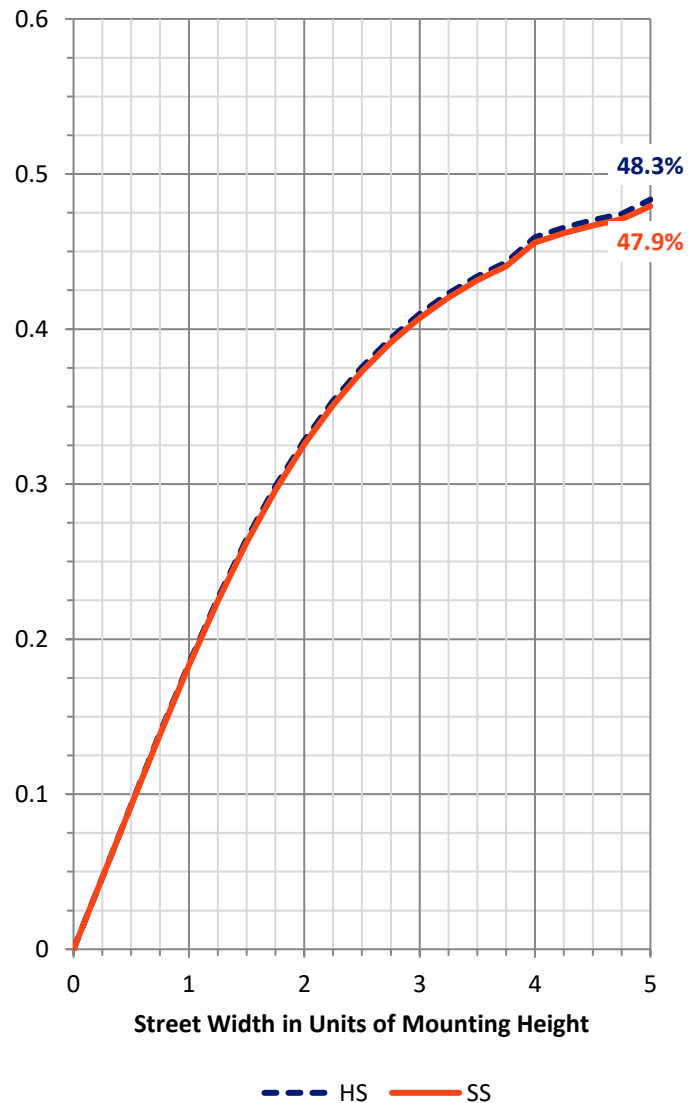
**FLUX DISTRIBUTION:**

		Downward	Upward	Total
<b>House Side</b>	Lumens	3255.1	77.4	3332.5
	% Fixture	48.8	1.2	50.0
<b>Street Side</b>	Lumens	3255.1	77.4	3332.5
	% Fixture	48.8	1.2	50.0
<b>Total</b>	Lumens	6510.1	154.8	6664.9
	% Fixture	97.7	2.3	100.0

**Coefficient of Utilization**

**ZONAL LUMENS:**

Zone	Lumens	% Fixture
0°-10°	2.5	0.0
10°-20°	36.5	0.5
20°-30°	144.4	2.2
30°-40°	334.3	5.0
40°-50°	608.5	9.1
50°-60°	1078.9	16.2
60°-70°	1825.0	27.4
70°-80°	2027.8	30.4
80°-90°	452.1	6.8
90°-100°	125.8	1.9
100°-110°	18.5	0.3
110°-120°	4.3	0.1
120°-130°	2.7	0.0
130°-140°	1.6	0.0
140°-150°	1.4	0.0
150°-160°	0.5	0.0
160°-170°	0.0	0.0
170°-180°	0.0	0.0
0°-90°	6510.1	97.7
0°-180°	6664.9	100.0



REPORT NUMBER: P415541

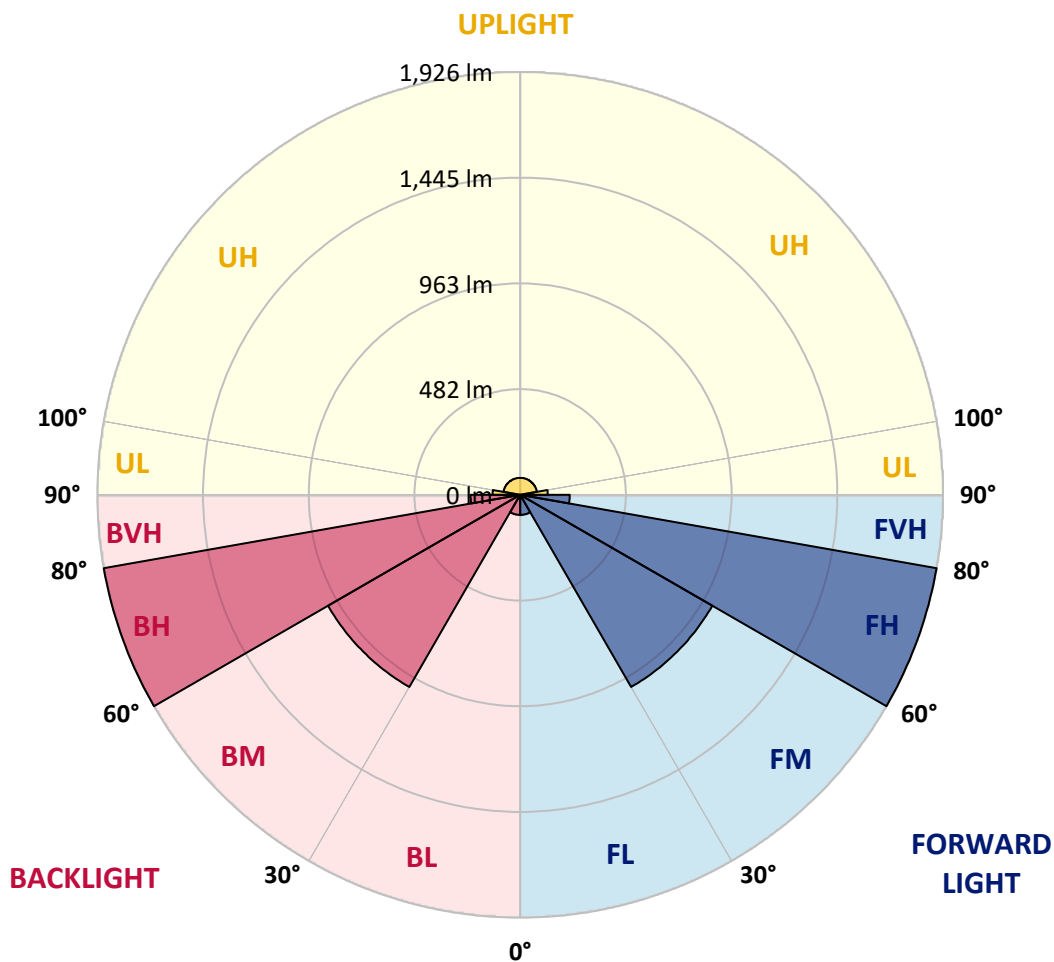
CATALOG NUMBER: LXF.LXT-PA1-50-750-U-5WQ-CL

**LUMINAIRE CLASSIFICATION SYSTEM LUMEN TABLE AND BUG RATING:**

Zone	Lumens	% Fixture	Zone Rating/Lumen Limit		
			B	U	G
FL (0°-30°)	91.7	1.4			
FM (30°-60°)	1010.8	15.2			
FH (60°-80°)	1926.4	28.9			G2/5000
FVH (80°-90°)	226.1	3.4			G3/500
BL (0°-30°)	91.7	1.4	B0/110		
BM (30°-60°)	1010.8	15.2	B2/2500		
BH (60°-80°)	1926.4	28.9	B3/2500		G2/5000
BVH (80°-90°)	226.1	3.4			G3/500
UL (90°-100°)	125.8	1.9		U3/500	
UH (100°-180°)	77.4	1.2		U3/500	

**BUG Rating: B3-U3-G3**

Type V Short





REPORT NUMBER: P415541

CATALOG NUMBER: LXF.LXT-PA1-50-750-U-5WQ-CL

**CANDELA DISTRIBUTION (FULL):**

	0°	5°	15°	20°	25°	35°	45°	55°	65°	75°	85°
0°	2.8	2.8	2.8	2.8	2.8	2.8	2.8	2.8	2.8	2.8	2.8
2.5°	3.5	3.5	3.5	4.2	2.8	3.5	2.8	2.8	2.8	2.8	2.8
5°	31.1	30.4	28.2	52.2	24.7	12.7	7.1	4.2	2.8	2.8	2.8
7.5°	66.4	65.7	63.5	69.9	53.0	40.2	31.8	21.2	5.6	3.5	3.5
10°	79.8	79.1	76.3	77.0	74.1	72.0	59.3	36.0	16.2	5.6	5.6
12.5°	119.3	118.6	113.7	138.4	96.0	79.8	74.1	62.8	35.3	28.2	55.1
15°	163.1	163.1	156.0	159.6	132.0	116.5	86.1	108.0	118.6	113.0	120.7
17.5°	181.5	180.8	173.7	172.3	165.2	151.8	149.0	156.7	152.5	135.6	136.3
20°	230.9	230.2	221.0	247.8	204.8	172.3	214.6	187.8	173.0	197.0	228.8
22.5°	277.5	276.8	269.7	271.1	247.8	253.5	234.4	217.5	257.0	266.2	274.7
25°	329.0	326.9	299.4	293.7	274.0	300.1	269.0	312.8	286.0	298.7	321.3
27.5°	386.2	383.4	370.0	374.2	336.1	324.8	343.2	334.0	351.6	406.7	418.7
30°	422.9	406.7	394.7	392.6	400.3	363.6	377.7	386.9	406.0	430.0	451.2
32.5°	508.4	504.8	458.9	483.7	437.8	433.5	403.9	434.9	434.9	528.1	591.7
35°	546.5	543.0	530.3	514.0	502.7	463.9	478.0	468.1	540.1	574.7	627.7
37.5°	678.5	675.0	607.9	616.4	547.9	526.0	511.2	549.3	577.6	613.6	675.0
40°	730.1	727.3	700.4	662.3	636.9	574.0	555.7	587.5	622.0	661.6	724.4
42.5°	791.5	789.4	757.6	722.3	696.9	643.2	623.5	626.3	668.7	727.3	788.7
45°	864.9	864.9	844.5	783.7	759.0	720.9	689.1	692.7	732.2	802.8	866.4
47.5°	949.0	947.5	935.5	867.8	848.7	790.8	765.4	776.7	807.0	885.4	952.5
50°	1047.1	1040.0	1039.3	961.7	938.4	879.1	855.1	874.1	892.5	970.1	1042.9
52.5°	1148.1	1150.2	1150.9	1074.6	1051.3	1000.5	965.9	986.4	986.4	1068.3	1148.1
55°	1268.1	1273.0	1269.5	1194.0	1197.5	1142.4	1095.1	1120.5	1111.4	1189.7	1261.0
57.5°	1422.7	1421.3	1428.4	1341.5	1352.8	1308.4	1254.7	1270.9	1256.8	1321.1	1384.6
60°	1577.4	1577.4	1595.7	1520.2	1550.5	1483.5	1448.9	1457.3	1407.2	1460.9	1517.3
62.5°	1738.4	1739.8	1766.6	1741.2	1748.2	1676.9	1655.0	1641.6	1546.3	1616.2	1655.0
65°	1901.5	1903.6	1948.1	1975.6	1923.3	1858.4	1839.3	1806.8	1704.5	1803.3	1810.4
67.5°	2066.7	2075.9	2128.8	2187.4	2107.6	1986.9	2014.4	1955.8	1849.9	1944.5	1939.6
70°	2248.1	2254.5	2290.5	2388.6	2245.3	2090.0	2119.6	2076.6	1950.9	2068.8	2078.0
72°	2295.4	2299.7	2338.5	2469.1	2287.0	2141.5	2189.5	2120.3	1996.1	2125.3	2132.3
72.5°	2292.6	2299.0	2330.7	2453.6	2285.6	2150.7	2202.2	2125.3	1995.4	2121.7	2121.0
75°	2077.3	2092.1	2140.8	2212.1	2159.9	2132.3	2242.5	2095.6	1915.6	1985.5	1969.2
77.5°	1524.4	1535.7	1606.3	1651.5	1754.6	1939.6	2138.0	1924.8	1674.8	1643.0	1589.4
80°	747.7	743.5	885.4	821.2	1119.1	1484.2	1774.4	1523.0	1184.1	963.8	825.4
82.5°	252.8	267.6	325.5	313.5	497.8	856.5	1201.0	940.5	548.6	373.5	308.6
85°	142.6	147.6	179.3	172.3	202.6	332.6	617.8	427.9	240.1	200.5	178.6
87.5°	125.7	127.8	126.4	124.3	134.2	186.4	187.1	193.5	146.9	136.3	137.0
90°	127.1	128.5	115.1	110.1	117.9	156.0	173.7	164.5	120.0	117.2	128.5
92.5°	137.7	139.1	125.0	120.0	126.4	160.3	178.6	169.5	121.4	125.0	137.0
95°	125.7	127.1	115.1	110.1	117.2	149.0	167.3	163.8	115.8	127.8	145.5
97.5°	80.5	81.2	80.5	80.5	92.5	113.0	117.9	111.6	77.0	78.4	79.8
100°	31.8	25.4	36.0	53.0	65.7	66.4	63.5	58.6	49.4	32.5	16.2
102.5°	10.6	10.6	24.7	34.6	38.8	31.1	24.7	24.7	28.9	20.5	10.6
105°	10.6	10.6	13.4	16.2	16.2	8.5	7.8	12.7	18.4	10.6	10.6
107.5°	9.9	10.6	7.1	6.4	5.6	5.6	5.6	5.6	7.1	7.8	10.6



REPORT NUMBER: P415541

CATALOG NUMBER: LXF.LXT-PA1-50-750-U-5WQ-CL

**CANDELA DISTRIBUTION (continued):**

	0°	5°	15°	20°	25°	35°	45°	55°	65°	75°	85°
110°	8.5	8.5	5.6	5.6	4.9	4.2	5.6	4.9	5.6	6.4	8.5
112.5°	6.4	7.1	4.2	4.2	4.2	3.5	4.9	4.2	4.2	4.9	5.6
115°	6.4	6.4	3.5	3.5	3.5	3.5	3.5	3.5	3.5	4.2	5.6
117.5°	6.4	5.6	3.5	2.8	2.8	2.8	2.8	2.8	2.8	4.2	5.6
120°	6.4	5.6	3.5	2.8	2.1	2.1	2.1	2.1	2.8	3.5	5.6
122.5°	5.6	5.6	3.5	2.8	2.1	2.1	2.1	2.1	2.1	3.5	5.6
125°	5.6	5.6	3.5	2.8	2.1	2.1	1.4	2.1	2.1	3.5	4.9
127.5°	5.6	4.9	3.5	2.1	2.1	1.4	1.4	1.4	2.1	2.8	4.9
130°	4.9	4.9	3.5	2.1	1.4	1.4	1.4	1.4	1.4	2.8	4.2
132.5°	4.2	4.2	2.8	2.1	1.4	1.4	1.4	1.4	1.4	2.1	3.5
135°	3.5	3.5	2.8	2.1	1.4	2.1	1.4	1.4	1.4	1.4	2.8
137.5°	3.5	3.5	2.8	2.1	1.4	2.1	1.4	1.4	1.4	1.4	2.1
140°	3.5	3.5	2.8	2.1	2.1	2.1	1.4	1.4	1.4	1.4	2.1
142.5°	3.5	3.5	2.8	2.1	2.1	2.1	1.4	1.4	1.4	2.1	2.1
145°	3.5	3.5	3.5	2.8	2.1	2.1	1.4	1.4	2.1	2.1	2.8
147.5°	4.2	4.2	3.5	2.8	2.1	1.4	1.4	1.4	2.1	2.8	2.8
150°	3.5	3.5	2.8	2.1	2.1	1.4	0.7	0.7	1.4	2.8	2.8
152.5°	2.8	2.8	2.1	1.4	1.4	0.7	0.0	0.7	1.4	2.1	2.8
155°	2.1	1.4	1.4	0.7	0.7	0.0	0.0	0.0	0.7	1.4	2.1
157.5°	0.7	0.7	0.7	0.0	0.0	0.0	0.0	0.0	0.0	0.7	0.7
160°	0.0	0.0	0.0	0.0	0.0	0.0	0.0	0.0	0.0	0.0	0.0
162.5°	0.0	0.0	0.0	0.0	0.0	0.0	0.0	0.0	0.0	0.0	0.0
165°	0.0	0.0	0.0	0.0	0.0	0.0	0.0	0.0	0.0	0.0	0.0
167.5°	0.0	0.0	0.0	0.0	0.0	0.0	0.0	0.0	0.0	0.0	0.0
170°	0.0	0.0	0.0	0.0	0.0	0.0	0.0	0.0	0.0	0.0	0.0
172.5°	0.0	0.0	0.0	0.0	0.0	0.0	0.0	0.0	0.0	0.0	0.0
175°	0.0	0.0	0.0	0.0	0.0	0.0	0.0	0.0	0.0	0.0	0.0
177.5°	0.0	0.0	0.0	0.0	0.0	0.0	0.0	0.0	0.0	0.0	0.0
180°	0.0	0.0	0.0	0.0	0.0	0.0	0.0	0.0	0.0	0.0	0.0





REPORT NUMBER: P415541

CATALOG NUMBER: LXF.LXT-PA1-50-750-U-5WQ-CL

**CANDELA DISTRIBUTION (continued):**

	90°
0°	2.8
2.5°	2.8
5°	2.8
7.5°	3.5
10°	5.6
12.5°	56.5
15°	121.4
17.5°	136.3
20°	247.1
22.5°	278.2
25°	328.3
27.5°	428.6
30°	455.4
32.5°	606.5
35°	639.0
37.5°	682.8
40°	730.1
42.5°	790.8
45°	866.4
47.5°	953.9
50°	1040.8
52.5°	1145.2
55°	1266.0
57.5°	1381.1
60°	1513.1
62.5°	1645.9
65°	1810.4
67.5°	1939.6
70°	2081.5
72°	2134.5
72.5°	2121.7
75°	1972.1
77.5°	1594.3
80°	809.9
82.5°	286.7
85°	175.8
87.5°	134.2
90°	126.4
92.5°	134.9
95°	143.3
97.5°	76.3
100°	11.3
102.5°	11.3
105°	11.3
107.5°	11.3



REPORT NUMBER: P415541

CATALOG NUMBER: LXF.LXT-PA1-50-750-U-5WQ-CL

**CANDELA DISTRIBUTION (continued):**

	90°
110°	9.2
112.5°	6.4
115°	6.4
117.5°	6.4
120°	6.4
122.5°	6.4
125°	5.6
127.5°	4.9
130°	4.2
132.5°	3.5
135°	2.8
137.5°	2.1
140°	2.1
142.5°	2.1
145°	2.8
147.5°	2.8
150°	2.8
152.5°	2.8
155°	2.1
157.5°	0.7
160°	0.7
162.5°	0.0
165°	0.0
167.5°	0.0
170°	0.0
172.5°	0.0
175°	0.0
177.5°	0.0
180°	0.0

(END OF REPORT)